

Centurion Interiors Partition Systems

Demountable Partitions
Glass Partitions
Acoustic Glass Doors
Timber Doors
Bespoke Solutions



Centurion Interiors

Partition Systems



Get everything you need, seamlessly, with complete partitioning solutions from Centurion Interiors at NDI.

Our dedicated and experienced partitioning team offers advice and technical assistance, supporting you from initial concept proposal to installation and maintenance.

Our package includes:

- Demountable Partitions
- Glass Partitions
- Acoustic Glass Doors
- Timber Doors
- Bespoke Solutions



Lloyd Worrall & NDI Interior Solutions

As part of Huws Gray Group, Lloyd Worrall & NDI are leading the way in architectural interior solutions. Together, we can supply the construction industry with multiple product solutions from a single source.



NDI specialise in the supply of partition systems, washroom cubicles, moveable wall, drywall, insulation, timber doorsets, ironmongery, balustrades and ceiling materials.



Lloyd Worrall provide commercial doorsets, architectural ironmongery, access control and door automation and modular handrail and balustrade systems.

Due to the specialised nature of our products and services we will continue to provide targeted support to all product areas but with an increasing degree of co-ordination and integration across both businesses.

Contents

| | | | |
|----|---|----|---|
| 04 | Acoustic Glass Doors high performance glass door solutions | 30 | Centurion System C100 100mm framed relocatable partitioning |
| 10 | Centurion Glass Doors complete range of glass doors | 32 | Timber Doors and Frames standard and bespoke doors, frames and doorsets |
| 11 | Fire Rated Glazing door and screen systems | 36 | Bespoke Solutions precision engineering to meet customers' aspirations |
| 12 | Centurion System C9000 fully glazed frameless partitioning | 38 | Product Selector quick guide to choosing the most suitable NDI solution |
| 16 | Centurion System C9000FR fire rated fully glazed frameless partitioning | 40 | Architectural Ironmongery comprehensive range of door hardware |
| 20 | Centurion XP Frames adjustable doorsets and window frames | 41 | Washrooms toilet cubicle solutions |
| 26 | Centurion System C50 50mm framed relocatable partitioning | 42 | Moveable Wall flexible systems |
| 28 | Centurion System C75 75mm framed relocatable partitioning | 43 | Ceilings suspended ceiling tile range |
| | | 44 | Centurion Acoustic Wood Slat Panels card-slot panels |

Acoustic Glass Doors

high performance glass door solutions



NDI's range of high performance acoustic glass door solutions are designed to suit frameless glass partitions, XP doorsets, modular partitions and timber framed installations. The range features:

- Elegant, sleek frame design
- High acoustic performance, up to 45dB (Rw)
- Quick and easy to install
- Extensive choice of finishes and options
- UK design and manufacture

Our market leading range of acoustic glass doors is the culmination of cutting-edge design, impressive performance and clean line aesthetics. The sleek profiles maximise the glazing area, complementing and enhancing the appeal of fully glazed partition systems, whilst achieving excellent acoustic performance of up to 45dB (Rw).

Framed acoustic glass doors offer many benefits compared to frameless alternatives. In addition to significantly superior acoustic performance, framed doors are stronger and more durable, offering a longer service life with reduced risk of damage. The slender frames also offer increased versatility, permitting the use of a much wider range of ironmongery and an infinite choice of finishes. The adjustable and lift-off hinge design ensures speed and ease of installation.

Key Specifications:

Dimensions:
Max height: 3000mm
Max width: 1000mm
Nom thickness: 44mm

Acoustics:
Up to 45dB (Rw)

Structural Performance:
Contact technical support for details.

Glazing Options:
Single glazed: 10.8mm - 14.8mm toughened/laminate
Double glazed: 6mm - 6.8mm toughened/laminate

Door Finishes:
Aluminium: powder coated to any RAL/BS colour
Timber: veneer or laminate

Glazing Finishes:
Manifestation
Banding
Electric switch glass

Hinges:
Aluminium: site adjustable lift-off or offset pivot
Timber: fixed pin or lift-off

Ironmongery:
Pull handles, lever, lever/lock, overhead closer
Contact technical support for special requirements.

To ensure accuracy of measurements and installation all our glass doors are made to order.



Acoustic Glass Doors

high performance glass door solutions



The range is available as both single and double glazed and includes:

- Single or double leaf
- Aluminium frame - powder coated finish
- Timber frame - veneer or laminate finish
- Hinged, pivot or slide opening
- Pocket door solutions

NDI's range of acoustic glass doors deliver sleek, clean aesthetics combined with superior performance to offer an unrivalled solution for any project.

Available in a choice of aluminium frame or a unique minimalist timber frame, an extensive selection of design options and colour finishes can be readily configured to meet the designer's demands.

Sliding door options offer even greater choice, whilst maximising floor space.

All options can be fully integrated into any NDI partition system and are compatible with any other UK partition and glass system that has an aluminium or timber door frame that accepts a 44mm door leaf.


Whatever your requirements – we have a solution.



Single glazed
aluminium frame door



Double glazed
aluminium frame door



Double glazed
timber frame door

Acoustic Glass Doors

high performance glass door solutions

Aluminium Frame Acoustic Glass Door

- Single and double glazed
- Ultra sleek design
- Adjustable hinges
- Any RAL or BS colour

Available as both single and double glazed, aluminium acoustic glazed doors feature a sleek construction that offers many unique benefits. The glazed area is maximised for clean lines, whilst the single glazed option delivers outstanding acoustic performance, up to 41dB (Rw). Handles and locks are fully integrated, avoiding unsightly shrouds.

Strength and rigidity are achieved through innovative, advanced engineering and without the need for adhesive bonding of the glazing. This uniquely permits the door to be easily disassembled should future changes be required.

All doors are fitted as standard with an adjustable automatic drop-down seal integrated into the base frame, ensuring acoustic performance is maximised. Smooth closure is guaranteed thanks to a unique anti-friction double sided seal - twin fin on one side, flat on the other. All are supplied as standard with a lift off hinge system, which is moveable and fully adjustable on site, greatly improving ease and speed of installation. Offset pivot hinges are also a standard option.

For the finishing touch – choose from the full range of RAL or BS colour powder coat finishes or add stylish banding. Every door is made to your specifications, quickly and efficiently.

Timber Frame Acoustic Glass Door

- Unique design glass door
- Minimalist frame - maximum glazing
- Luxury timber frames
- Wide choice of laminates

When only the beauty of timber veneered or laminate doors will do, NDI offers an exclusive solution. Timber acoustic glass doors have been specially developed to deliver the timeless appeal of timber, without compromising on the spatial enhancement achieved by fully glazed doors.

This is achieved by an innovative timber frame that is only 100mm wide, significantly increasing the glass area compared with standard timber doors with glazing and creating a sense of light and space. Every door can be finished in a wide range of timber veneers or laminates and can also be specified with exposed contrasting or matching lippings, to enhance design options. Offered as a double glazed option, acoustic performance of up to 36dB (Rw) can be achieved.

All timber doors are supplied with fixed pin hinges as standard, improving speed of installation, plus an integrated automatic drop-down seal to maximise acoustic performance. As the frame is timber, every door can be easily adjusted for fit on site. A wide choice of ironmongery completes this unique range, which significantly enhances designer choice for a truly bespoke acoustic glass door solution.



Centurion Glass Doors

complete range of glass doors

Centurion glass doors are available in a variety of options including:

- Double glazed
- Single glazed
- Frameless
- Sliding

With a maximum height of 3m, Centurion glass doors will suit most projects and are seamlessly integrated with most Centurion partition systems.

Centurion - Single and double glazed glass doors

Centurion single & double glazed framed are compatible with most of the centurion range of partition systems.

These can be set as either single or double doors with the option of hinged or pivot solutions.

- Dimensions: up to a maximum height of 3000mm
- Acoustics: up to 45dB
- Fire Rating: N/A

Centurion - Frameless glass doors

The Centurion range of frameless glass doors are available in both pivoted and hinged options and can be integrated into most of our partition systems.

- Dimensions: up to a maximum height of 3000mm
- Fire rating: N/A

Centurion - Sliding glass doors

Centurion sliding glass doors are available in a number of options.



Fire Rated Glazing

door and screen systems



Our fire rated glazing systems comprises of both doors and screens allowing the use of glass in areas that would usually be made up of solid walls due to fire rating requirements.

Offering integrity only or integrity and insulation our fire rated glass can be adapted to accommodate to meet your fire specification.

Dimensions

Subject to glass configuration

Integrity (E)

30/0

60/0

90/0

120/0

Integrity & Insulation (EI)

30/30

60/60

90/90

120/120

Acoustic

Subject to glass configuration



Centurion System C9000

fully glazed frameless partitioning



Centurion System C9000 combines minimalist aesthetics with outstanding acoustic performance, delivering elegant workspace division. Centurion System C9000 fully glazed frameless partitioning offers:

- Single and double glazed system options
- Excellent acoustic performance – up to 48dB (Rw)
- Wide choice of options, including blinds, manifestation, banding and switch glass
- Heavy duty barrier rating tested to BS5234 & BS6180
- Designed and manufactured in the UK – available ex-stock

Centurion System C9000 creates divided spaces for privacy and concentration, whilst generating the impression of space through unhindered vision which supports collaboration and teamwork. Minimalist profiles lend a frameless appearance complemented by translucent dry joints, giving the illusion of a seamless glass wall. This integrates with any interior design style, enhancing the aesthetics of the environment.

Available in single and double glazed formats, Centurion System C9000 is fully demountable and relocatable, delivering a sustainable solution. Installation is rapid, using the minimum of components that offer maximum design flexibility. Integration into drywall is also possible using bespoke design integration posts.

Key Specifications:

Dimensions
Max height: 3000mm
Max module width: 1200mm

Track width & height:
Single Glazed: W27mm H30mm
Double Glazed: W102mm H30mm

Acoustics:
Single Glazed: Up to 39dB (Rw)
Double Glazed: Up to 48dB (Rw)

Fire Rating:
See System 9000FR – page 16


Performance:
Option with barrier testing up to Heavy Duty.
Contact technical support for details.

Glazing Options:
Single and Double Glazed – a range including 10mm to 12.8mm toughened and laminate

Profile Finishes:
Powder coated to any RAL or BS colour

Glazing Finishes:
Manifestation & Graphics
Banding
Integrated Blinds (Double Glazed Only)
Electric Switch Glass

Door Options:
Single & Double Leaf
Acoustic Glass Doors
44mm Solid Core Timber



Centurion System C9000

fully glazed frameless partitioning

Centurion System C9000 offers tried and tested performance, plus infinite design combinations for an individual solution.

Design options include:

- Single and double glazed - toughened and laminate glass
- Powder coated finish in any RAL or BS colour
- Manifestation, graphics, integral blinds, switch glass or industrial style banding
- Acoustic glass doors, sliding doors or option to integrate frameless glass doors
- 44mm solid core timber doors

Centurion System C9000 - Single Glazed

Single glazed Centurion System C9000 benefits from ultra-sleek 30mm profiles, maximising the available floor space. Available with a range of toughened and laminated glass options up to 3000mm high, acoustic performance is tested to BS EN ISO10140-2 up to 39dB (Rw). In addition to manifestation and applied graphics, single glazed System 9000 can also be specified with easily applied banding for a stunning art deco industrial appearance. Options include central or offset glazing and barrier performance up to Heavy Duty – tested to BS5234 and BS6180.

Centurion System C9000 - Double Glazed

For ultimate confidentiality, double glazed Centurion System C9000 achieves acoustic performance up to 48dB (Rw) in tests to BS EN ISO10140-2. This is perfectly complemented by acoustic glass door options as well as solid core timber doors. The sleek 102mm wide track can accommodate full height toughened and laminated glass up to 3000mm high. As an option to manifestation or banding, integral blinds may also be incorporated using a 2-part blind post system.



Centurion System C9000 is the perfect combination of style and performance, resulting in simple lines yet stunning contemporary partitioning.



Centurion System C9000
Single glazed



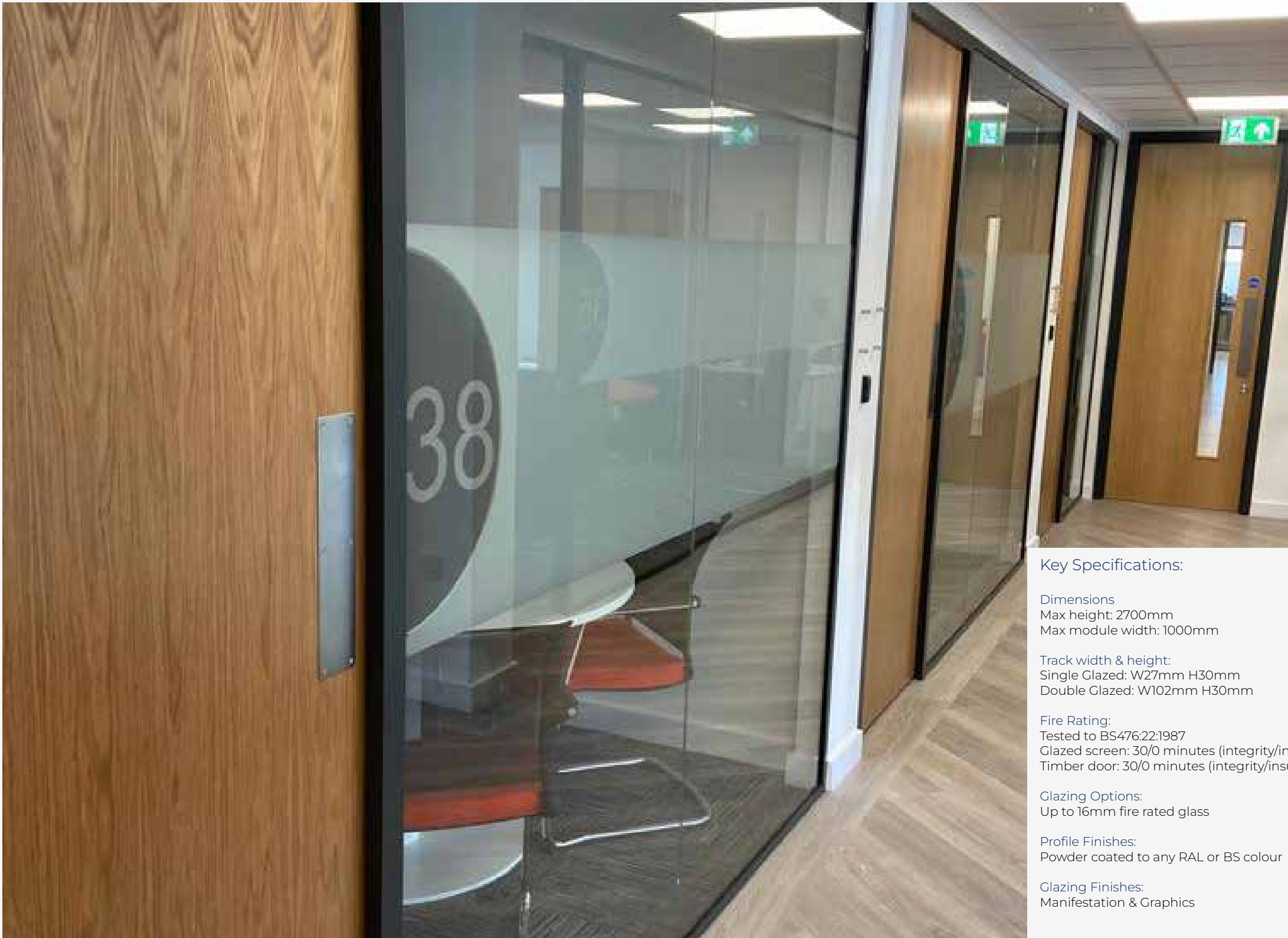
Centurion System C9000
Double glazed



Centurion System C9000
Door frame with timber door

Centurion System C9000FR

fire rated fully glazed frameless partitioning



When fire safety is the primary consideration, Centurion System C9000FR provides fully tested fire rated performance, without compromising on the sleek minimal aesthetics afforded by fully glazed frameless partitioning. Centurion System C9000FR offers:

- Elegant minimalist single and double glazed systems
- 30 minutes fire resistance performance – tested to BS476 Part 22
- Fire rated timber doors in a choice of attractive finishes
- Wide selection of options, including manifestation and graphics
- Designed and manufactured in the UK

Centurion System C9000FR is a 30 minute fire rated system that combines essential fire performance with the beauty of continuous glass walls. The result is unhindered vision that maximises all available natural light and encourages collaborative work amongst colleagues, whilst imparting peace of mind that it offers life protection when required.

Minimalist profiles and translucent joints enhance the illusion of a totally seamless design, with factory fitted fire components to achieve the fire rated performance. Centurion System C9000FR complements any interior design with its understated style.

Key Specifications:

Dimensions
Max height: 2700mm
Max module width: 1000mm

Track width & height:
Single Glazed: W27mm H30mm
Double Glazed: W102mm H30mm

Fire Rating:
Tested to BS476:22:1987
Glazed screen: 30/0 minutes (integrity/insulation)
Timber door: 30/0 minutes (integrity/insulation)

Glazing Options:
Up to 16mm fire rated glass

Profile Finishes:
Powder coated to any RAL or BS colour

Glazing Finishes:
Manifestation & Graphics

Door Options:
Single Leaf
Acoustic Glass Doors
44mm Solid Core Timber with choice of veneer, laminate or primed finish
Fire rated vision panels available
Contact technical support for details

Centurion System C9000FR

fire rated fully glazed frameless partitioning



Centurion System C9000FR offers total flexibility and can be used in combination with Centurion System C9000, delivering design freedom.

Centurion System C9000FR offers more than just fire resistance, it creates stunning and stylish partitioning that will grace any contemporary interior design.

Standard options include:

- Single and double glazed
- Glass to glass clear joints
- Powder coated finish in any RAL or BS colour
- Manifestation and graphics
- Fire rated 44mm solid core timber doors

Centurion System C9000FR - Single and Double Glazed

Sleek 30mm deep profiles ensure that Centurion System C9000FR has the appearance of floating glass. The minimalist frame design can be fitted with up to 16mm fire rated glass, achieving 30 minutes fire resistance. Field of application reports support numerous design configurations. For the finishing touch, Centurion System C9000FR can be fitted with a choice of manifestation or graphics.

Fire Rated Timber Doors

To maintain the fire rating, Centurion System C9000FR is available with fire rated 44mm solid core timber doors in an unrivalled choice of finishes. Our range of doors include luxurious veneers and hard-wearing laminates, in addition to a primed finish. A selection of vision panels can be fitted, plus a standard range of ironmongery.



Centurion XP Frames

adjustable doorsets and window frames



The Centurion XP Range is a unique ready to fit adjustable door and window frame system, which eliminates the inconvenience of adapting door and window frames to site tolerances.

Delivered ready to fit, Centurion XP Frames offer huge benefits:

- Fast install within 20 minutes – saves time and money on site
- Fire rated options – up to 60 minutes tested to BS476-22
- Precision factory made, ready to install
- Seamlessly adjusts to opening depth
- Extensive choice of door and glazing options

This innovative, market leading door and window frame system is a genuine game changer in achieving fire rated and non-fire rated door and window frames quickly and consistently. Simply provide opening width, height and approximate depth and the Centurion XP Frame System is factory manufactured to size and fully depth adjustable – saving valuable installation time and cost.

Centurion XP Frame System can be installed into any plasterboard partition or brick and block walls, ranging from 74mm to 225mm deep. Every system is delivered to site as a ready assembled frame that is not reliant on a specific wall thickness, or even a perfectly square opening. Each is supplied with a factory made, pre-hinged door or a window set, ready to fit after the frame is installed.

Key Specifications:

Dimensions:
Height & Width: bespoke sizes made to order
Frame depth (adjustable):
Standard: 74-123mm
Intermediate: 118-165mm
Jumbo: 133-225mm

Profile Finishes:
Square or radiused edge
Powder coated to any RAL or BS colour

Fire Rating:
Tested to BS476-22:1987
44mm Timber Door (aluminium frame):
30/0 minutes (integrity/insulation)
54mm Timber Door (aluminium frame):
60/0 minutes (integrity/insulation)
Single Glazed Window:
30/0 minutes (integrity/insulation)
Double Glazed Window:
60/0 minutes (integrity/insulation)
Non-fire rated versions available

Door Options:
Single & double leaf
Contact Truline for door size configurations
Acoustic Glass Doors
44mm/54mm solid timber
Vision panels
Veneered, laminate or primed finish

Window Glazing Options:
Single centre glazed
Double glazed

Window Glazing Finishes:
Manifestation & graphics
Integrated blinds (double glazed windows)
Industrial style banding
Electric switch/privacy glass (non-fire rated)

Ironmongery:
Pull handles, lever, lever/lock, overhead closer
Contact technical support for special requirements

System performance is dependent on configuration and if designed in accordance with NDI specifications.

Centurion XP Frames

adjustable doorsets and window frames



The Centurion XP Frame System range is exceptionally versatile, with design features that complement any project:

- Manufactured from durable extruded aluminium
- Choice of radiused or square architraves and door stops
- Architraves, glazing strips and door stops simply click into position
- All fixings are hidden, without need of any additional site finishing
- Available in any RAL and BS colour finish
- Single and double leaf doors – single and double glazed windows

Centurion XP Frame System is the perfect combination of versatility and performance, available in a vast array of colour finishes – offering up to 60 minutes fire rating, dependant on system configuration. Non-fire rated door and window sets are also available, all taking advantage of the precision engineering, high quality finishes and ultra-fast installation time.

All door and window sets are factory made to order at bespoke height and width and supplied in three depth ranges, for a perfect fit every time:

Standard: adjusts to wall thickness 74-123mm

Intermediate: adjusts to wall thickness 118-165mm

Jumbo: adjusts to wall thickness 133-225mm



Centurion XP Door Frame with 44mm Timber Door

Centurion XP Window Frame Single Glazed



Centurion XP Frames

adjustable doorsets and window frames



Centurion XP Door Frames

Centurion XP door frame system features a huge variety of combinations, ideal for virtually any application. Centurion XP solid timber doorsets are available suit both 44mm and 54mm door depths, achieving 30 and 60 minutes fire rating respectively.

The doorset options have also been fully tested for smoke control to BS476-31. Systems can be manufactured with single or double leaves, in equal or unequal hospital door pairs.

The extensive choice of door type and finishes ensure any interior can benefit from Centurion XP door frames, up to a height of 3000mm.

Choose from veneered, laminate or primed options, with a wide selection of vision panels. Alternatively, Centurion XP door frames can be supplied with elegant acoustic glass doors, providing stylish non-fire rated solutions. Whatever the configuration, all frames are delivered to site assembled and ready to fit, quickly and easily thanks to the depth adjustment.

Doors are supplied pre-hinged and ready to hang. Simply fit your choice of ironmongery and the installation is complete.



Centurion XP Window Frames

To complement the door frames, Centurion XP window frame system features the same innovative depth adjustment and is factory assembled to bespoke requirements, ready to fit quickly and easily on site. Glazing strips simply click into place and all frame fixings are hidden, without the need to make good.

In addition to internal and external window sets, Centurion XP window frame system is also suitable and rated for use on mezzanines.

Available as single or double glazed, with respective fire rated options of 30 and 60 minutes, the range offers full designer freedom. Square or radiused edge profiles can be selected to complement the door frames, in the same huge choice of RAL or BS colours. Each window set is fully finished with appropriately sized frame and ready to fit glass.

To complete the look, Centurion XP window frame system can be fitted with adjustable integral blinds, manifestation, graphics or stylish industrial banding.

Non-fire rated versions are also offered with the additional option of electric privacy switch glass, for a sophisticated touch.



Centurion System C50

50mm framed relocatable partitioning



Designed for projects where cost is the overriding consideration, Centurion System C50 offers easy to install yet versatile space division. An extensive range of options and finishes ensures that Centurion System C50 provides a complete project solution at incredible value for money.

Centurion System C50 provides:

- Lightweight and economic system
- Solid panel, single glazed and double glazed options
- Choice of square or radiused profiles
- Fast fit prefabricated door and window frame kits
- Fully demountable and relocatable

Centurion System C50 comprises a lightweight aluminium frame system with a wide combination of solid panel, single and double glazed elevation configurations. It is suitable for numerous office partitioning applications, offering rapid installation and extensive design style freedom.

Prefabricated door frame kits permit doors to be fitted in any position, quickly and without fuss.

To complete the design, Centurion System C50 options include integral blinds, manifestation and industrial style banding for glazed panels and a vast selection of RAL and BS colour finishes for profiles.

Centurion System C50 offers an economical solution, but the results are anything but 'budget'.

Key Specifications:

Dimensions:
Max height: 3000mm
Max module width: 1200mm

Screen Options:
Glazed
Honeycomb board
Flaxcore panels
Chipboard

Glazing Options:
Full and mid height
Single centre glazed
Offset single glazed
Double glazed

Profile Finishes:
Square or radiused edge
Powder coated to any RAL or BS colour
Satin anodised aluminium: Grade AA5 (SAA)

Glazing Finishes:
Manifestation and graphics
Integrated blinds (double glazed)
Industrial style branding

Door Options:
Prefabricated door frame kit
Single leaf
Hollow core: veneered or laminate, with vision panel options



© Philip Vile



Centurion System C50
Door Frame with Single Centre
Glazed Overpanel



© Philip Vile



© Philip Vile

Cenutrition System C75

75mm framed relocatable partitioning



Cenutrition System C75 combines classic design style with established fire and acoustic performance options, to create a relocatable partitioning system that is suitable for virtually any office or light industrial application. This highly versatile system offers numerous combinations to meet designer and user demands, providing:

- Durable and versatile system
- 30 minutes fire resistance options: tested to BS476 Part 22
- Acoustic options up to 43dB (Rw)
- Solid panel, single glazed and double glazed options
- Fully demountable and relocatable

Cenutrition System C75 features a galvanised

steel stud framework with aluminium profiles and trims. It may be configured with solid drywall panels or as single or double glazed structures, presenting almost limitless design combinations and wide ranging performance criteria.

Cenutrition System C75 is also durable and simple to install, with a choice of square or radiused edge profiles in a vast range of colours or SAA finish.

Door frame kits are prefabricated for speedy installation, with an extensive choice of integrating NDI doors.

Final enhancements include electric privacy glass, integral blinds, manifestation and industrial style banding to create classic partitioning with contemporary style.



Cenutrition System C75
Door Frame with Single Centre
Glazed Overpanel



© Philip Vile



© Philip Vile

Key Specifications:

Dimensions:
Max height: 3000mm
Max module width: 1200mm

Acoustic:
Solid plasterboard: up to 43dB (Rw)
Single glazed: up to 34dB (Rw)
Double glazed: up to 40dB (Rw)

Fire Rating:
Tested to BS476:22:1987
Solid screen: 30/0 minutes (integrity/insulation)
Glazed screen: 30/0 minutes (integrity/insulation)
Timber door: 30/0 minutes (integrity/insulation)

Structural Performance:
Up to medium duty
Contact technical support for details

Screen Options:
Glazed
Plasterboard (BS EN 520 Type A)
Chipboard

Glazing Options:
Full and mid height
Single centre glazed
Offset single glazed
Double glazed

Profile Finishes:
Square or radiused edge
Powder coated to any RAL or BS colour
Satin anodised aluminium: Grade AA5 (SAA)

Glazing Finishes:
Manifestation and graphics
Integrated blinds (double glazed)
Electric switch/privacy glass
Industrial style banding

Door Options:
Prefabricated door frame kit
Single and double leaf
Acoustic glass doors
44mm solid timber: veneered, laminate or primed finish, with vision panel options

Precise performance will be influenced by wall to window door ratios along with other variables such as glass thickness and type. Contact technical support for details.

Centurion System C100

100mm framed relocatable partitioning



Impressive performance and almost infinite design configurations come together to create Centurion System C100 - durable and versatile partitioning with classic styling that has stood the test of time. System 4000 has an enviable array of features:

- Versatile and classic design style for any application
- Excellent acoustic options up to 48dB (Rw)
- Reassuring 30 minutes fire resistance options – tested to BS476 Part 22
- Choice of solid panel, single glazed and double glazed construction
- Sustainable demountable and relocatable design

Based on a galvanised steel stud framework, with aluminium profiles and trims, Centurion System C100 features a choice of solid panels and single or double glazed construction in almost any configuration – offering outstanding design freedom. The huge choice of colour finishes and options such as integral blinds or contemporary banding emphasises the system's true versatility.

Centurion System C100 can also achieve demanding acoustic and fire requirements, complemented by a wide range of fully tested doors and prefabricated door frame kit combinations. Include ease of installation and it is clear to see that Centurion System C100 delivers substance as well as style.



Centurion System C100
Door Frame with Single Centre
Glazed Overpanel



© Philip Vile



© Philip Vile

Key Specifications:

Dimensions:
Max height: 3000mm
Max module width: 1200mm

Acoustic:
Solid plasterboard: up to 43dB (Rw)
Single glazed: up to 34dB (Rw)
Double glazed: up to 40dB (Rw)

Fire Rating:
Tested to BS476:22:1987
Solid screen: 30/0 minutes (integrity/insulation)
Glazed screen: 30/0 minutes (integrity/insulation)
Timber door: 30/0 minutes (integrity/insulation)

Screen Options:
Glazed
Plasterboard (BS EN 520 Type A)
Chipboard

Glazing Options:
Full and mid height
Single centre glazed
Offset single glazed
Double glazed

Profile Finishes:
Square or radiused edge
Powder coated to any RAL or BS colour
Satin anodised aluminium: Grade AA5 (SAA)

Glazing Finishes:
Manifestation and graphics
Integrated blinds (double glazed)
Electric switch/privacy glass
Industrial style banding

Door Options:
Prefabricated door frame kit
Single and double leaf
Acoustic glass doors
44mm solid timber: veneered, laminate or primed finish, with vision panel options

Precise performance will be influenced by wall to window/door ratios along with other variables such as glass thickness and type. Contact technical support for details.



© Philip Vile

Timber Doors and Frames

standard and bespoke doors, frames and doorsets



High quality internal doors impart a distinctive and appealing focal point to any installation. NDI offer a comprehensive range of stock and bespoke doors in an almost limitless choice of finishes to meet the demands of any interior design, including:

- Standard solid and hollow core doors ex-stock for rapid delivery
- Fully bespoke door manufacturing service
- Up to 60 minutes fire rating, certified to BS 476-22:1987
- Comprehensive range of natural wood veneers, laminates and primed finish
- Choice of vision panels and lippings

NDI's market leading range can all be specified with any of a vast range of hardwood veneer and high pressure laminate finishes.

Standard stock doors are fast tracked through the factory, ensuring timely delivery, whilst a bespoke manufacturing service offers the designer freedom to customise the perfect technical and aesthetic solution.

All doors are offered as a single component, which can be fitted to non-NDI frames, or as part of complete door and frame set.

Doors and doorsets are available non-fire rated, or 44mm and 54mm solid core doors delivering 30 and 60 minutes fire rating respectively.

Key Specifications:

Dimensions:

Max standard door height: 3000mm
Max standard door width: 926mm
Door thickness: 44mm and 54mm
Single, double and unequal leaf
Bespoke sizes available on request

Fire Rating:

NFR: Non fire rated
FD30: 44mm
FD60: 54mm

Construction:

Hollow core: framed
Solid core timber
Hardwood lippings

Finishes:

Natural wood veneers. Standard range includes: Ash, American Cherry, American Black Walnut, Maple, Oak, Sapele, Steamed Beech
High pressure laminates: full range
Paint grade veneer
Primed paper

Vision Panels:

Full range of vision panels & positions
Approved Document M compliant options

Frames:

Extruded aluminium – powder coated to any RAL or BS colour & Satin Anodised (SAA)
MDF – primed
Softwood timber
Hardwood frames

Please Note:

Doors available to fit all frame styles
All standard doors are 44mm thick and are also suitable for use in any non-NDI frame.

Timber Doors and Frames

standard and bespoke doors, frames and doorsets

Choice and service is at the heart of the range, which includes single, double and unequal double door options. Specifying the right product could not be easier.

Door Finishes

The beauty of natural timber is available in a comprehensive range of veneer finishes, all sourced from an approved sustainable supplier and part of a recognised scheme. Double doors are available as matched pairs for a symmetrical appearance, whilst matching or contrasting hardwood lippings complete the stylish look.

Alternatively, a vast range of wood or coloured high pressure laminates offer a hard-wearing and practical solution.

For even greater choice, paint grade or primed doors can be supplied, ready to finish and complement any interior.



Fire Rated Doors

The range includes a choice of 44mm and 54mm solid core offering 30 minutes and 60 minutes fire rating.

All are tested and certified to BS 476-22:1987, to meet the most demanding of projects.

Intumescent strips and automatic threshold strips are factory fitted, in combination with cold smoke or acoustic seals.

Vision Panels

Standard vision panels can be incorporated into any of our stock or bespoke doors. The choice includes square, circular and rectangular panels in varying sizes and positions, plus options that are fully compliant with the requirements of The Equalities Act.

Door Frames

To complement the comprehensive range of doors, NDI also offer a choice of door frames and corresponding door sets. Frame kits are available in pre-primed MDF and extruded aluminium. Alternatively, our innovative and time saving Centurion XP Frame System offers even greater choice.



© Philip Vile

Bespoke Solutions

precision engineering to meet customers aspirations



NDI offer a comprehensive range of standard solutions for space division, with an abundance of user definable options to suit virtually any environment. But sometimes a unique and innovative approach is required to meet specific project demands.

In response, NDI offer a truly bespoke solutions service: designed by experienced engineers and limited only by your imagination.

- Monolithic desking systems
- Veneered, laminated and sublimated wall panel systems
- Free standing meeting pods
- Social distancing screens and cubicles
- Fast response temporary cubicle and partitioning solutions



Innovation as Standard

NDI has considerable experience in the design and precision engineering of solutions for commercial and public sector workspaces – from offices and meeting spaces through to hospitals and educational facilities. This depth of knowledge and innovation is applied to every bespoke solution, factory manufactured and assembled for convenience.

Once delivered to site, attention to design detail ensures that time saving features are incorporated for fast and efficient installation. This is an essential consideration where disturbance needs to be kept to a minimum, or time is of the essence. Infinite choice of both colours and textures offers complete design freedom, delivering vibrant and inspiring aesthetics that can transform interiors, achieving a distinctive yet practical finishing touch for any project.

Material Expertise

NDIs' experience in materials such as, but not limited to aluminium profiles and sheeting, timbers, veneers, laminates and glazing offer incredible possibilities, backed by innovative design, precision manufacturing and an eye for detail, creating spectacular and unique results.

Do you have a project that demands a bespoke solution? NDIs' design engineers relish the challenge and the opportunity to share their expertise with you!



Product Selector



| Partitioning System Selector | | System C50 | System C75 | System C100 | System C9000 Single Glazed | System C9000 Double Glazed | System C9000FR Single Glazed | System C9000FR Double Glazed |
|--|---|------------|------------|-------------|----------------------------|----------------------------|------------------------------|------------------------------|
| Construction type | Full Height Glazed | ✓ | ✓ | ✓ | ✓ | ✓ | ✓ | ✓ |
| | Full Height Solid | ✓ | ✓ | ✓ | | | | |
| | Split configuration (Solid+Glazed) | ✓ | ✓ | ✓ | | | | |
| System Dimensions | Nominal Thickness | 50mm | 75mm | 100mm | 27mm | 102mm | 27mm | 102mm |
| | Maximum Height | 3000mm | 3000mm | 3000mm | 3000mm | 3000mm | 2700mm | 2700mm |
| | Maximum Module Width | 1200mm | 1200mm | 1200mm | 1200mm | 1200mm | 1000mm | 1000mm |
| Screen/Glazing Options | Single Centre Glazed | ✓ | ✓ | ✓ | ✓ | | ✓ | |
| | Single Offset Glazed | ✓ | ✓ | ✓ | ✓ | | | |
| | Double Glazed | ✓ | ✓ | ✓ | | ✓ | | ✓ |
| | Plasterboard | | ✓ | ✓ | | | | |
| | Honeycomb/Flaxcore Panels | ✓ | | | | | | |
| Profile Designs | Square Edge | ✓ | ✓ | ✓ | ✓ | ✓ | ✓ | ✓ |
| | Radiused Edge | ✓ | ✓ | ✓ | | | | |
| Profile Finishes | Powder Coated Paint (RAL & BS) | ✓ | ✓ | ✓ | ✓ | ✓ | ✓ | ✓ |
| | Satin Anodised Aluminium (SAA) | ✓ | ✓ | ✓ | | | | |
| Door Options | Timber Hollow Core (44mm) | ✓ | ✓ | ✓ | ✓ | ✓ | | |
| | Timber Solid Core (44mm) | | ✓ | ✓ | ✓ | ✓ | ✓ | ✓ |
| | Aluminium Framed Single Glazed | | ✓ | ✓ | ✓ | ✓ | | |
| | Aluminium Framed Double Glazed | | ✓ | ✓ | ✓ | ✓ | | |
| | Timber Framed Double Glazed | | ✓ | ✓ | ✓ | ✓ | | |
| | Frameless Glass | | ✓ | ✓ | ✓ | ✓ | | |
| Door Finishes | Veneered | ✓ | ✓ | ✓ | ✓ | ✓ | ✓ | ✓ |
| | Laminate | ✓ | ✓ | ✓ | ✓ | ✓ | ✓ | ✓ |
| | Primed | ✓ | ✓ | ✓ | ✓ | ✓ | ✓ | ✓ |
| | Vision Panels | ✓ | ✓ | ✓ | ✓ | ✓ | ✓ | ✓ |
| Other Options / Privacy | Integrated Blinds | ✓ | ✓ | ✓ | | ✓ | | |
| | Manifestation & Graphics | ✓ | ✓ | ✓ | ✓ | ✓ | ✓ | ✓ |
| | Electric Switch Glass | | ✓ | ✓ | ✓ | ✓ | | |
| | Industrial Style Banding | ✓ | ✓ | ✓ | ✓ | ✓ | | |
| Fire Performance BS 476-22:1987 | Solid Screen (integrity/insulation) | | 30/0 | 30/0 | | | | |
| | Glazed Screen (integrity/insulation) | | 30/0 | 30/0 | | | 30/0 | 30/0 |
| | Timber Door in Aluminium Frame (integrity/insulation) | | 30/0 | 30/0 | | | 30/0 | 30/0 |
| Acoustic Performance EN10140-2 (up to) | Solid Plasterboard | | 43dB (Rw) | 48dB (Rw) | | | | |
| | Glazed Screen - Single Glazed | | 34dB (Rw) | 34dB (Rw) | 39dB (Rw) | | | |
| | Glazed Screen - Double Glazed | | 40dB (Rw) | 40dB (Rw) | | 48dB (Rw) | | |
| Structural Performance | Medium Duty | | ✓ | | | | | |
| Barrier Performance | Heavy Duty | | | | ✓ | | | |

| Centurion XP Frames Selector | | Centurion XP Door Frame 30 mins FR | Centurion XP Door Frame 60 mins FR | Centurion XP Window Frame 30 mins FR | Centurion XP Window Frame 60 mins FR |
|---------------------------------|---|---|---|---|---|
| System Dimensions | Nominal Thickness | Standard: 74-123mm Intermediate: 118-165mm Jumbo: 133-225mm | Standard: 74-123mm Intermediate: 118-165mm Jumbo: 133-225mm | Standard: 74-123mm Intermediate: 118-165mm Jumbo: 133-225mm | Standard: 74-123mm Intermediate: 118-165mm Jumbo: 133-225mm |
| Profile Designs | Square Edge | ✓ | ✓ | ✓ | ✓ |
| | Radiused Edge | ✓ | ✓ | ✓ | ✓ |
| Profile Finishes | Powder Coated Paint (RAL & BS) | ✓ | ✓ | ✓ | ✓ |
| Door Options | Timber Solid Core 44mm | ✓ | | | |
| | Timber Solid Core 54mm | ✓ | ✓ | | |
| Door Finishes | Veneered | ✓ | ✓ | | |
| | Laminate | ✓ | ✓ | | |
| | Primed | ✓ | ✓ | | |
| | Vision Panels | ✓ | ✓ | | |
| Glazing Options | Single Centre Glazed | | | ✓ | ✓ |
| | Double Glazed | | | ✓ | ✓ |
| Other Options / Privacy | Integrated Blinds | | | NFR | NFR |
| | Manifestation & Graphics | | | ✓ | ✓ |
| | Electric Switch Glass | | | NFR | NFR |
| Fire Performance BS 476-22:1987 | Glazed Screen (integrity/insulation) | | | 30/0 | 60/0 |
| | Timber Door in Aluminium Frame (integrity/insulation) | 30/0 | 60/0 | | |
| Smoke (Air Leakage) | Pass | ✓ | ✓ | | |

| Acoustic Glass Door Selector | | Aluminium Single Glazed | Aluminium Double Glazed | Timber Double Glazed |
|--------------------------------|--------------------------------|-------------------------|-------------------------|----------------------|
| Door Dimensions | Nominal Thickness | 44mm | 44mm | 44mm |
| | Maximum Height | 3000mm | 3000mm | 3000mm |
| | Maximum Module Width | 1000mm | 1000mm | 1000mm |
| Profile Design | Square Edge | ✓ | ✓ | |
| Profile Finishes | Powder Coated Paint (RAL & BS) | ✓ | ✓ | |
| | Timber (Veneer & Laminate) | | | ✓ |
| Glazing Options | 10mm - 15mm Toughened | ✓ | | |
| | 10.8mm - 14.8mm Laminate | ✓ | | |
| | 6mm Toughened / 6.8mm Laminate | | ✓ | |
| | 6mm Toughened / 6mm Toughened | | ✓ | ✓ |
| Door Opening Options | Hinged | ✓ | ✓ | ✓ |
| | Offset Pivot | ✓ | ✓ | |
| | Sliding | ✓ | ✓ | ✓ |
| Other Options / Privacy | Manifestation & Graphics | ✓ | ✓ | ✓ |
| | Industrial Style Banding | ✓ | ✓ | |
| Acoustic Performance EN10140-2 | Door in Aluminium Frame | 41dB (Rw) | 45dB (Rw) | 36dB (Rw) |

System performance is dependent on configuration and if designed in accordance with NDI specifications.

Architectural Ironmongery

comprehensive range of door hardware



A comprehensive range of commercial ironmongery is available.

Our range of commercial ironmongery products combine durable, high quality hardware, with eye catching aesthetics.

Within this setting, it is particularly important to ensure that the products you use are both safe and perform to the highest standards.

Our commercial ironmongery products adhere to all relevant standards including BS8300, BS EN, Certifire and CE Mark.

Bespoke options are available upon request.



Washrooms

toilet cubicle solutions



Toilet cubicles are designed to deliver quality, durability and excellent value for money.

With high end options to the laminate ranges there is a solution for every budget.

All necessary fixtures and fittings are supplied.

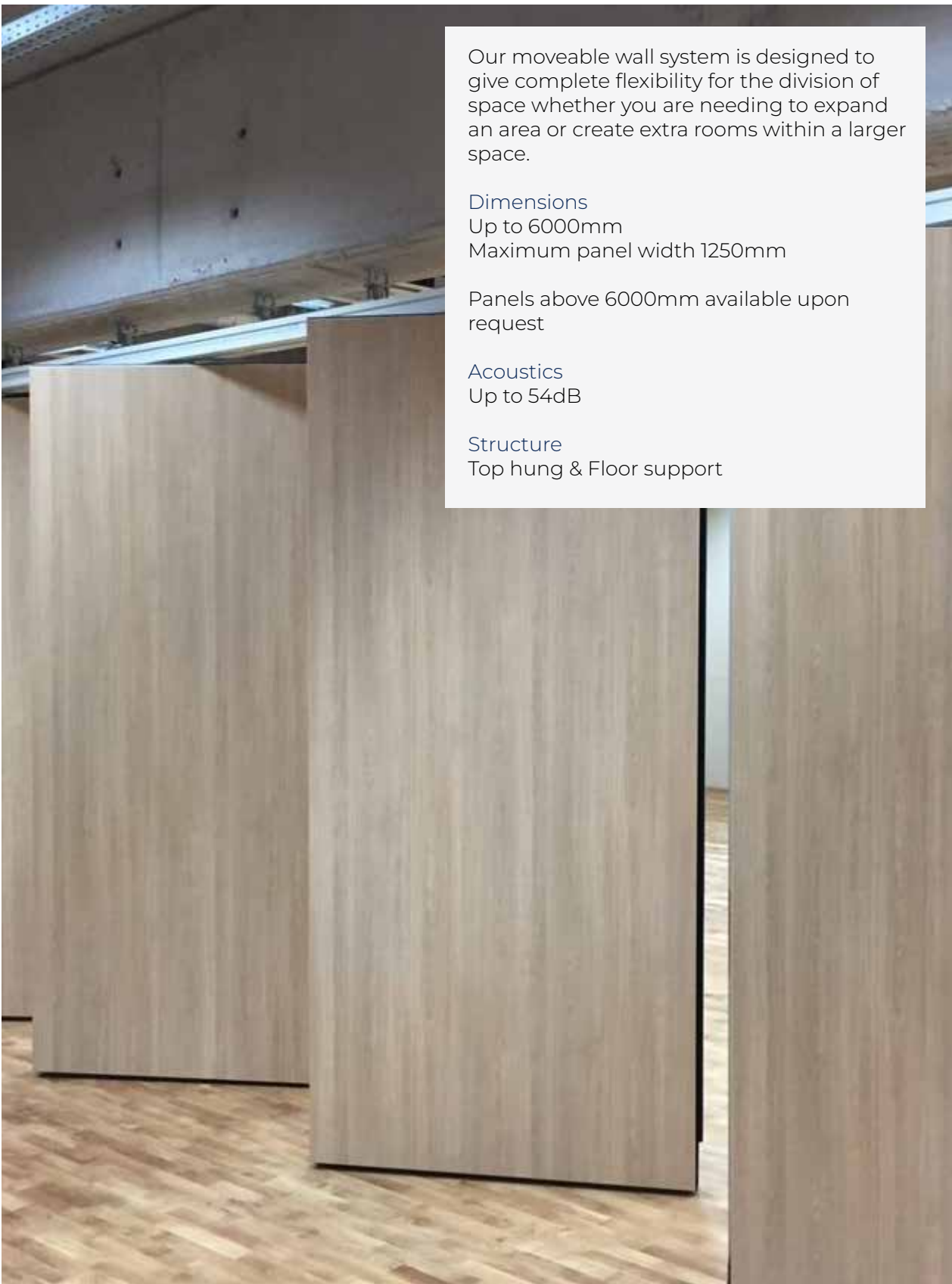
Designed with speed and easy installation in mind.

A range of solutions to suit all designs and budgets.



Moveable Wall

flexible systems



Our moveable wall system is designed to give complete flexibility for the division of space whether you are needing to expand an area or create extra rooms within a larger space.

Dimensions
Up to 6000mm
Maximum panel width 1250mm

Panels above 6000mm available upon request

Acoustics
Up to 54dB

Structure
Top hung & Floor support


Ceilings

suspended ceiling tile range



Working in partnership with leading manufacturers, NDI are able to offer a large range of suspended ceiling tiles, as well as ancillary products to complete the system including grid, fixing and hanging wire.

Covering the commercial, educational and healthcare sectors, NDI have a ceiling solution to meet both performance and aesthetic requirements, ensuring we can fulfil all your design criteria.



© Stefan Meyer




© Luckas Huneke



© Drazen Stojic

Centurion Acoustic Wood Slat Panels

card-slot system



Easy to install card-slot system panels that will enhance any wall or ceiling.

These stylish Centurion acoustic wood slat panels come in a range of colours and veneers.

Up to Class A Sound Absorption with a 9mm high quality PET felt backing.

A labour and time-saving way of giving an area an epic design finish.

Perfect for both domestic and commercial installs.



Key Specifications:

Base material:
100% recycled high grade PET Felt 1700 mg/2 density acoustic backing board with black and sustainably sourced slat fitted

Surface material:
Natural wood veneer
Technical wood veneer

Panel dimensions::
2400mm (l) x 600mm (w) x 21mm (d)

Slat detail:
Slat width 27mm
Distance between slats 13mm

Coverage:
1.44m² per panel

Weight:
Approximately 12kg per panel

Colours available:
Natural veneer: natural oak, walnut
Technical veneer: light grey oak, burnt oak

Features:
Easy to install
High acoustic qualities
All products are FSC Sustainable
Light weight
Decorative

Usage:
Acoustics
Interior design
Accent & feature wall
Focal point
Walls & ceilings

Applications:
Offices
Retail
Education
Healthcare
Sound studios
Cinemas
Theatres
Bars and restaurants
Commercial and domestic properties



Disclaimer

IT IS IMPORTANT THAT YOU READ AND UNDERSTAND THIS STATEMENT BEFORE MAKING USE OF THIS DOCUMENT.

This document is published by NDI. The information contained within this publication is provided by NDI and is for general information purposes only. The publication has not been prepared to meet the individual requirements of any particular construction project and it is your responsibility to ensure that the construction materials, techniques and processes are suitable for that particular use.

The information contained within this publication is not intended to amount to, nor should it be relied upon as, formal advice or guidance (including from any qualified professional).

The information provided is only to be used and acted on by, or under the supervision of suitably qualified individuals and is correct at the time of going to press. However NDI reserves the right to amend specifications without prior notification in accordance with our policy of continuous development. The information in this publication is not to be used as a substitute for obtaining suitable independent, professional, qualified and/or specialist advice. If you are not a suitably qualified professional, you must obtain your own independent, specialist advice from a relevant qualified professional for any construction project.

NDI shall not be liable for any loss of profit, revenue, business, contract, opportunity, goodwill, reputation, or any indirect, special or consequential loss arising out of, or in connection with, this publication.

Contact Us:

Birmingham

NDI, Meridian Way
Core 42 Logistics Park
Watling Street
Tamworth
B78 1TX

T: 0121 352 2460
E: birmingham@ndi.co.uk

London

NDI, Unit 18, IO Centre
Kimpton Park Way
Sutton
SM3 9BW

T: 020 8254 2380
E: london@ndi.co.uk

Maidstone

NDI, Loc8,
Unit 12
Maidstone
ME17 1XG

T: 01622 790 622
E: maidstone@ndi.co.uk

Milton Keynes

NDI, Unit 2, Bilton Road
Denby East
Bletchley
MK1 1HW

T: 01908 640 634
E: milton.keynes@ndi.co.uk

Newport

NDI, Unit 4
Tregwilym Road Industrial Estate
Rogerstone
Newport
NP10 9DQ

T: 01633 898 340
E: newport@ndi.co.uk

Newton-Le-Willows

NDI, Unit 7
Anglezarke Road
Newton-Le-Willows
WA12 8DJ

T: 01925 220 827
E: newtonsales@ndi.co.uk

Poole

NDI, Albany House
Elliott Road
Poole
BH11 8JH

T: 01202 576 006
E: poole@ndi.co.uk

ndi.co.uk



Manchester

Lloyd Worrall, Unit 25, Longwood Road
Trafford Park
Manchester
M17 1PZ

T: 0161 886 2740
E: manchester@lloydworrall.co.uk

Sheffield

Lloyd Worrall
Unit 5, Magna 34 Business Park
Temple Road, Templeborough
S60 1DX

T: 0114 244 3350
E: sheffield@lloydworrall.co.uk

Milton Keynes

Lloyd Worrall, Unit 2
Bilton Road
Bletchley
Milton Keynes
MK1 1HW

T: 01908 622 650
E: miltonkeynes@lloydworrall.co.uk

Willenhall

Lloyd Worrall, Bizspace
Planetary Business Centre
Planetary Road
Willenhall
WV13 3SW

T: 01902 866 561
E: enquiries@lloydworrall.co.uk

Newcastle upon Tyne

Units 13/15, Noble Street Industrial Estate
off Scotswood Road
Newcastle upon Tyne
NE4 7PD

T: 0191 226 0888
E: newcastle@lloydworrall.co.uk

 **lloydworrall.co.uk**